

.....

PERFECT START TO GUITAR Song Book 1



Cool Cats

David Williams

Standard tuning

s.guit.

1 2 3 4

5 5 3 3 1 1 0 5 5 3 3 1 1 0

9 10 11 12

13 ENDING 14

The EBees

Standard tuning

s.guit.

1 2 3 4

5 6 7 8

9 ANSWERS

Long & Short of it

Standard tuning

s.guit.

ANSWERS

EYE OF THE TIGER

Standard tuning

el.guit.

9 ENDING

We Will Rock You

Queen

Standard tuning

s.guit.

TAB

E B Gbees

Standard tuning

s.guit.

1 2 3 4 5 6 7 8

ANSWERS

9 E B G

TAB

0 0 0

The BAG Song

Standard tuning

s.guit.

1 2 3 4 5 6 7 8

ANSWERS

9 B A G

TAB

0 2 0

The CABBAGE Song

Standard tuning

s.guit.

1 2 3 4 5 6 7 8

ANSWERS

Free time

9 G A B C E

TAB

0 2 0 1 0

BATMAN

Standard tuning

el.guit.

5 5 4 4 3 3 4 4 | 5 5 4 4 3 3 4 4 | 10 10 9 9 8 8 9 9 | 5 5 4 4 3 3 4 4

12 12 11 11 10 10 11 11 | 10 10 9 9 8 8 9 9 | 5 5 4 4 3 3 4 4 | 5 5

Detailed description: This block contains the guitar solo for the Batman theme. It is written in standard tuning and 4/4 time. The notation consists of two systems, each with a treble clef staff and a six-line TAB staff. The first system has four measures, and the second system has four measures. The TAB staff shows the fret numbers for each note, with some notes beamed together. The key signature has one sharp (F#).

C major Scale

Mini Scale

Standard tuning

s.guit.

1 3 0 1 | 3 | 3 1 0 3 | 1

Detailed description: This block shows a mini-scale for the C major scale on a six-string guitar. It is written in standard tuning and 4/4 time. The notation consists of two systems, each with a treble clef staff and a six-line TAB staff. The first system has four measures, and the second system has four measures. The TAB staff shows the fret numbers for each note. The key signature has no sharps or flats.

Everything is Awesome

Lego Movie

Standard tuning

s.guit.

3 3 3 3 | 3 2 | 3 3 3 3 | 3 2 0 2 0 2 0

3 3 3 3 | 3 0 | 2 2 0 2 | 2

Detailed description: This block contains the guitar solo for the song 'Everything is Awesome' from the Lego Movie. It is written in standard tuning and 4/4 time. The notation consists of two systems, each with a treble clef staff and a six-line TAB staff. The first system has four measures, and the second system has four measures. The TAB staff shows the fret numbers for each note. The key signature has one sharp (F#).

SMOKE ON THE WATER

Standard tuning

el.guit.

0 3 5 0 | 3 6 5 | 0 3 5 3 | 0

Detailed description: This block contains the guitar solo for the song 'Smoke on the Water' by Deep Purple. It is written in standard tuning and 4/4 time. The notation consists of two systems, each with a treble clef staff and a six-line TAB staff. The first system has four measures, and the second system has four measures. The TAB staff shows the fret numbers for each note. The key signature has no sharps or flats.

Am scale

Mini Scale

Standard tuning

s.guit.

T
A
B

I got a feeling

Black eyed Peas (Will i am)

Standard tuning

s.guit.

T
A
B

T
A
B

T
A
B

The Octave Song

for 2 guitars

Standard tuning

GUITAR 1

s.guit.

T
A
B

GUITAR 2

T
A
B

JAMES BOND

Standard tuning

el.guit.

The score for the James Bond theme is written in 4/4 time with a key signature of one sharp (F#). It consists of three systems of music. The first system (measures 1-2) shows a melodic line in the treble clef and a bass line in the bass clef. The second system (measures 3-6) features a complex rhythmic pattern with eighth and sixteenth notes, including some triplets. The third system (measures 7-9) continues the melodic and bass lines, ending with a final chord. Tablature is provided below each system of music.

STAR WARS (The Dark Side)

Standard tuning

(♩ = ♪)

el.guit.

The score for Star Wars (The Dark Side) is written in 4/4 time with a key signature of one sharp (F#). It consists of a single system of music. The melodic line in the treble clef features a steady eighth-note rhythm. The bass line in the bass clef provides a simple accompaniment. Tablature is provided below the music.

ANSWERS

Free time

This section provides the answers for the Star Wars (The Dark Side) exercise. It is written in 4/4 time with a key signature of one sharp (F#). The melodic line in the treble clef shows the notes E, A, C, E, and F. The bass line in the bass clef shows the corresponding fret numbers: 0, 0, 3, 2, and 3. Tablature is provided below the music.

G major scale

Mini Scale

Standard tuning

s.guit.

The score for the G major scale Mini Scale is written in 4/4 time with a key signature of one sharp (F#). It consists of a single system of music. The melodic line in the treble clef shows the notes G, A, B, C, D, E, F#, and G. The bass line in the bass clef shows the corresponding fret numbers: 0, 2, 0, 1, 3, 3, 1, 0, 2, 0. Tablature is provided below the music.

The Simpsons

Standard tuning

s. guit.

1 0 2 5 3 0 1 2 4 4 4 0 4 4 4 0 0 1 1 1 1

HAPPY BIRTHDAY

Standard tuning

el. guit.

1 1 2 2 3 4 5 6 7 8 9

ANSWERS

Free time

G A B C D E F G

10 11 12 0 2 0 1 3 0 1 3

CHRISTMAS TIME
JINGLE BELLS

Standard tuning

s.guit.

1
 Jin gle Bells
 0 0 0

2
 Jin gle Bells
 0 0 0

3
 Jin gle all the way
 0 3 1 3 0

T
A
B

5
 oh what fun it is to ride in a one horse O pen sleigh hey!

6
 1 1 1 1

7
 1 0 0 0 0

8
 0 3 3 0 3 3

T
A
B

1.

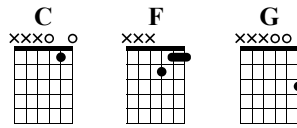
9
 one horse o pen sleigh

10
 3 3 1 3 1

T
A
B

2.

JINGLE BELLS
 GUITAR 2



Standard tuning

s.guit.

1 C
 0 0 0
 1 1 1
 0 0 0

2
 0 0 0
 1 1 1
 0 0 0

3
 0 0 0 0
 1 1 1 1
 0 0 0 0

4
 0 0 0
 1 1 1
 0 0 0

T
A
B

5 F
 1 1 1 1
 2 2 2 2

6 C
 0 0 0 0
 1 1 1 1
 0 0 0 0

7 G
 3 3 3 3
 0 0 0 0

8
 3 3 3 3
 0 0 0 0

T
A
B

1.

9 G
 3 3 3 3
 0 0 0 0

10 C
 0 0 0 0
 1 1 1 1
 0 0 0 0

T
A
B

2.

Good Kind Wenceslas

Standard tuning

s.guit.

1 *p* 2 3 4

5 *f* 6 7 *p* 8

9 10 11 12 13 *f*

Detailed description: This block contains the first three staves of musical notation for the piece 'Good Kind Wenceslas'. The first staff (measures 1-4) starts with a piano (*p*) dynamic. The second staff (measures 5-8) starts with a forte (*f*) dynamic and includes a piano (*p*) dynamic marking in measure 7. The third staff (measures 9-13) ends with a forte (*f*) dynamic. A horizontal line spans from the beginning of measure 9 to the end of measure 11. The notation is in 4/4 time and standard tuning.

Standard tuning

ANSWERS

s.guit.

G A B C D E F G

1 2

T 0 2 0 1 3 0 1 3

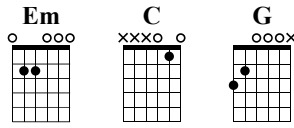
A

B

Detailed description: This block contains the 'ANSWERS' section of the piece. It consists of three staves. The top staff is musical notation in 4/4 time, showing notes for G, A, B, C, D, E, F, and G. The second staff is a guitar tablature with fret numbers 0, 2, 0, 1, 3, 0, 1, 3. The third staff is a diagram of the guitar neck with strings labeled T (top), A, and B. The fret numbers from the tablature are placed on the corresponding strings: 0 on the T string, 2 on the A string, 0 on the B string, 1 on the T string, 3 on the A string, 0 on the B string, 1 on the T string, and 3 on the A string.

POP SONGS 7 YEARS

Lukas Graham (Capo fret 3)



Standard tuning

Intro

s.guit.

1-3 4.

VERSE & CHORUS

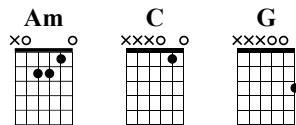
Em G C 6x

When drums come in

Em G C 4x

Shake it off

Taylor Swift



Standard tuning

Am C G G

1 2 3 4

Tab: 0 1 2 0 | 0 1 2 0 | 3 0 0 0 | 3 0 0 0

Am C G G

5 6 7 8

Tab: 0 0 0 0 | 0 0 0 0 | 3 3 3 3 | 3 3 3 3

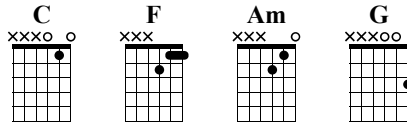
Am C G G

9 10 11 12

Tab: 0 0 0 0 | 0 0 0 0 | 3 3 3 3 | 3 3 3 3

Shotgun

George Ezra
CAPO FRET 5



Standard tuning

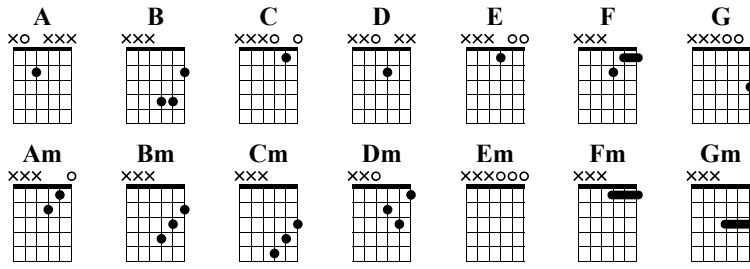
s.guit.

1 C 2 F 3 Am 4 G

5 C 6 F 7 Am 8 G

9 C 10 F 11 Am 12 G

Mini Chords



Standard tuning

1

A B C D E F G

s.guit.

Tablature for chords A through G:

- A:** 2 0 4 4 0 0
- B:** 2 4 4 0 0 0
- C:** 0 1 0 0 0 0
- D:** 2 0 0 0 0 0
- E:** 0 0 1 0 0 0
- F:** 1 1 2 0 0 0
- G:** 3 0 0 0 0 0

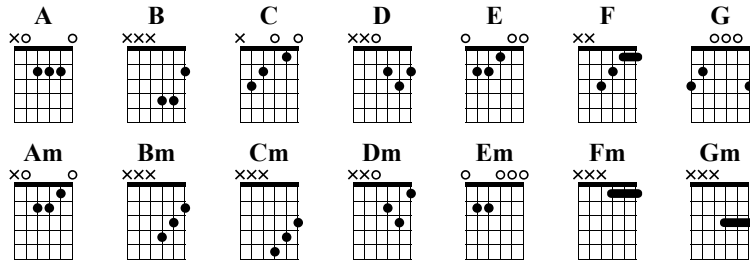
Am Bm Cm Dm Em Fm Gm

3

Tablature for chords Am through Gm:

- Am:** 0 1 2 0 0 0
- Bm:** 2 3 4 0 0 0
- Cm:** 3 4 5 0 0 0
- Dm:** 1 3 0 0 0 0
- Em:** 0 0 0 0 0 0
- Fm:** 1 1 1 0 0 0
- Gm:** 3 3 3 0 0 0

BIGGER CHORDS



Standard tuning

1

A B C D E F G

s.guit.

Tablature for chords A through G:

- A:** 0 2 2 2 0 0
- B:** 2 4 4 0 0 0
- C:** 0 1 0 0 0 0
- D:** 2 0 0 0 0 0
- E:** 0 0 1 0 0 0
- F:** 1 1 2 0 0 0
- G:** 3 0 0 0 0 0

Am Bm Cm Dm Em Fm Gm

5

Tablature for chords Am through Gm:

- Am:** 0 1 2 2 0 0
- Bm:** 2 3 4 0 0 0
- Cm:** 3 4 5 0 0 0
- Dm:** 1 3 0 0 0 0
- Em:** 0 0 0 0 0 0
- Fm:** 1 1 1 0 0 0
- Gm:** 3 3 3 0 0 0